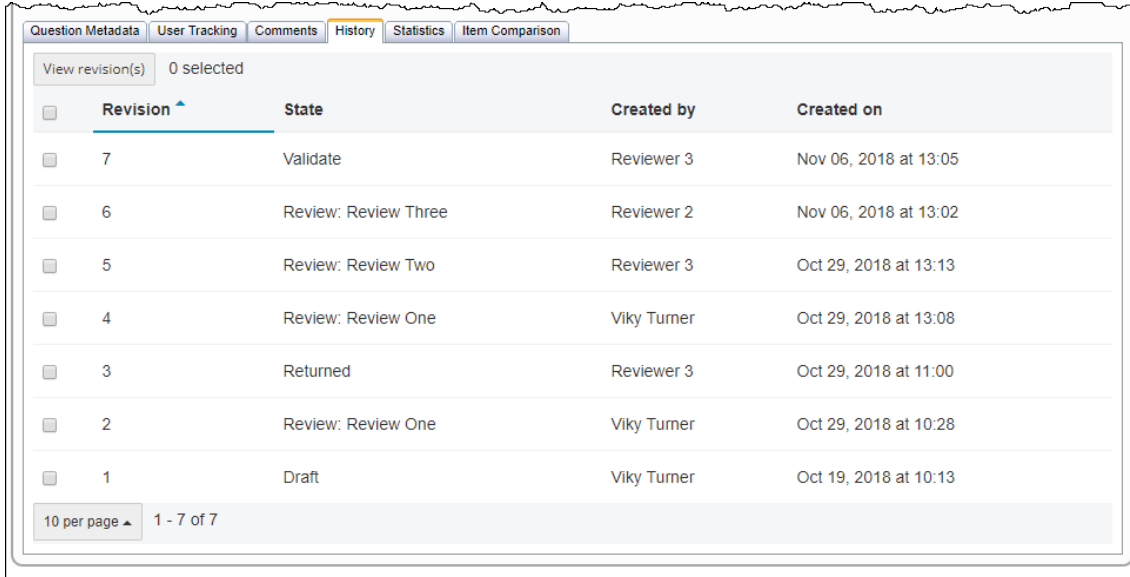


# 7.4.8 The History Tab

The **History** tab on the **Observe Questions** page displays previous versions of retrieved items.



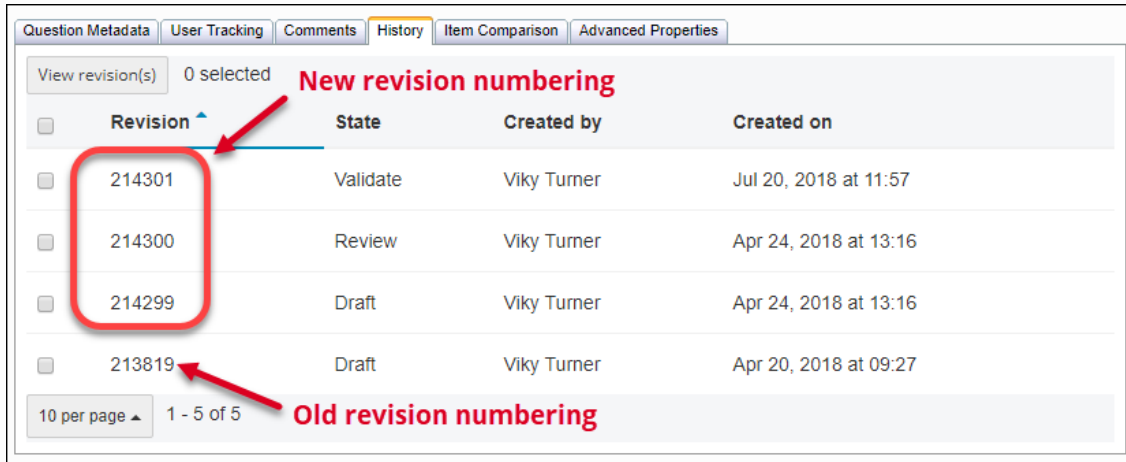
The screenshot shows the 'History' tab interface with a table of revisions. The table has columns for 'Revision', 'State', 'Created by', and 'Created on'. There are 7 rows of data, with the 'Created by' column containing names like 'Reviewer 3' and 'Viky Turner'. The 'Created on' column shows dates from Oct 19, 2018 to Nov 06, 2018. At the bottom, there is a '10 per page' dropdown and '1 - 7 of 7'.

| Revision | State                | Created by  | Created on            |
|----------|----------------------|-------------|-----------------------|
| 7        | Validate             | Reviewer 3  | Nov 06, 2018 at 13:05 |
| 6        | Review: Review Three | Reviewer 2  | Nov 06, 2018 at 13:02 |
| 5        | Review: Review Two   | Reviewer 3  | Oct 29, 2018 at 13:13 |
| 4        | Review: Review One   | Viky Turner | Oct 29, 2018 at 13:08 |
| 3        | Returned             | Reviewer 3  | Oct 29, 2018 at 11:00 |
| 2        | Review: Review One   | Viky Turner | Oct 29, 2018 at 10:28 |
| 1        | Draft                | Viky Turner | Oct 19, 2018 at 10:13 |

Each revision of the item is listed on its own row. The current **State** of the item is listed along with who **created** the revision (first name last name), and when the revision was **created**.

**i** For items that were created in ExamDeveloper version **7.1807 and higher**, the revision number starts at 1 and then increments by 1 (e.g., 1, 2, 3, ...). In older versions of ExamDeveloper a system generated number was assigned to each revision. There was no sequence to the revision numbers.

For items that were created in ExamDeveloper prior to version 7.1807, the old revision numbers did not change. For any revisions made to the item after version 7.1807, the revision number increases by 1 starting with the most recent revision number (e.g., 214299, 214300, 214301, ...).



The screenshot shows the 'History' tab interface with a table of revisions. The table has columns for 'Revision', 'State', 'Created by', and 'Created on'. There are 5 rows of data. The 'Revision' column shows numbers 214301, 214300, 214299, and 213819. The 'Created by' column contains 'Viky Turner'. The 'Created on' column shows dates from Apr 20, 2018 to Jul 20, 2018. A red box highlights the revision numbers 214301, 214300, and 214299. A red arrow points to the 'Revision' header with the text 'New revision numbering'. Another red arrow points to the revision number 213819 with the text 'Old revision numbering'. At the bottom, there is a '10 per page' dropdown and '1 - 5 of 5'.

| Revision | State    | Created by  | Created on            |
|----------|----------|-------------|-----------------------|
| 214301   | Validate | Viky Turner | Jul 20, 2018 at 11:57 |
| 214300   | Review   | Viky Turner | Apr 24, 2018 at 13:16 |
| 214299   | Draft    | Viky Turner | Apr 24, 2018 at 13:16 |
| 213819   | Draft    | Viky Turner | Apr 20, 2018 at 09:27 |

## Compare Revisions

From the History tab, you can select two or more revisions and compare them.

1. **Locate** and **View** the desired item.
2. Select the desired **revision numbers** in the list and click **View revision(s)**.

Observe Questions Project: Huss's Training (New BP) [Help](#)

This project is configured to allow observers to see all of the questions. Draft and obsolete questions are not shown.

1 of 1
Jump to

---

**Question Summary**

Type: MCQ, One Correct Option State: Review: Default

**Stem:**  
What Winter Olympic sport uses a toe pick?

**Options:**

- A. Hockey
- B. Figure Skating
- C. Curling
- D. Speed Skating

To add comments, click on the Comments tab.

2 selected

| <input type="checkbox"/>   | Revision <sup>▲</sup> | State           | Created by        | Created on            |
|--|-----------------------|-----------------|-------------------|-----------------------|
| <input checked="" style="border: 2px solid red;" type="checkbox"/> | 4                     | Review: Default | Revision Writer   | Jul 20, 2018 at 11:27 |
| <input type="checkbox"/>   | 3                     | Returned        | Viky Turner       | Jul 20, 2018 at 11:26 |
| <input type="checkbox"/>   | 2                     | Review: Default | Revision Reviewer | Jul 20, 2018 at 11:18 |
| <input checked="" style="border: 2px solid red;" type="checkbox"/> | 1                     | Review: Default | Revision Writer   | Jul 20, 2018 at 10:56 |

10 per page ▲ 1 - 4 of 4

- The **Question History** page opens in a new window. All the differences between the two versions are displayed. New additions are highlighted in **green**. Old text, previous state, or version numbers are highlighted in **pink**. Close the window once you are finished reviewing the Question history.

Project: Wikys Project Question History [Help](#)

Comparing revisions 1 and 5


Jump to: 1 vs 5 ▾

**Question Summary**

Type: MCQ, One Correct Option State: Draft Weight : 1


Stem:  
What **Winter** Olympic sport uses a toe pick?

Options:

- A. Hockey
- B. Figure skating**
- C. Curling
- D. Speed skating


Question Metadata

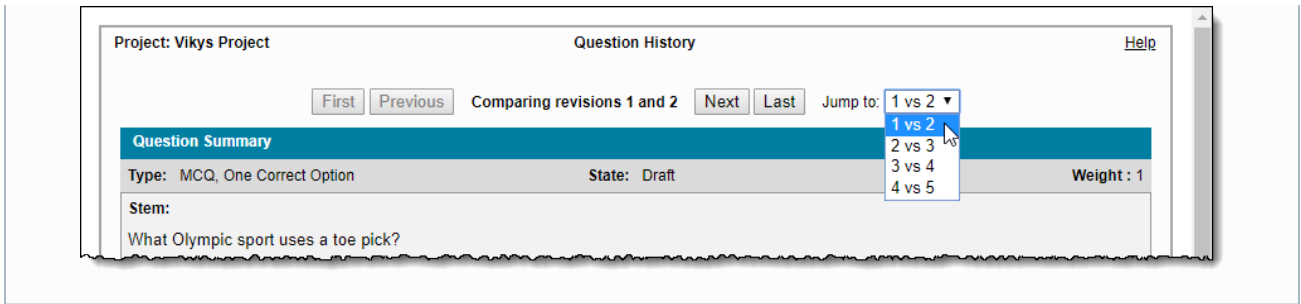
|  |                  |
|--|------------------|
| Question ID:                                 | 747257           |
| Revision Code:                               | <del>4</del> 5   |
| Blueprint ID:                                | 0 - Unclassified |
| Other Blueprints:                            |                  |
| Translation group:                           | 747257           |
| Language:                                    | English          |
| Translated questions:                        |                  |
| References:                                  |                  |
| Cloned From:                                 |                  |
| Cloned To:                                   |                  |
| Membership (exams, sections, enemies, etc.): |                  |

 The Advanced Properties tab also displays the differences between versions.

Question Metadata

|                           |                       |
|---------------------------|-----------------------|
| <b>Title:</b>             |                       |
| Enumerated:               | False                 |
| Shuffle response:         | Not Set               |
| Response Required:        | True                  |
| Response Confirmation:    | <del>False</del> True |
| No Response Confirmation: | True                  |

 If more than two revisions are selected, you can step through the comparison sets using the **First**, **Previous**, **Next**, and **Last** buttons, or you can select a comparison from the **Jump to** drop-down list. The revisions are only comparing the two closest revisions against each other. For example, the sample below chose to compare revision 1, 2, 3, 4, and 5. You may only view *1 vs 2*, *2 vs 3*, *3 vs 4*, or *4 vs 5*. If you want to compare 1 vs 5, you must select only those two revisions and then click **View revisions**.



The **Question History** page has the following options to navigate through versions of the item:

| Option          | Description  |
|-----------------|--|
| <b>First</b>    | Moves to the earliest revision comparison in the list (e.g., comparing revisions 1 and 2). |
| <b>Previous</b> | Moves to the previous revision comparison in the list (e.g., comparing revisions 2 and 3). |
| <b>Next</b>     | Moves to the next revision comparison in the list (e.g., comparing revisions 2 and 3).     |
| <b>Last</b>     | Moves to the latest revision comparison in the list (e.g., comparing revisions 4 and 5).   |

The **Observe Questions** page also allows you to move to the next or previous item with the following options:

| Option          | Description                       |
|-----------------|-----------------------------------|
| <b>Previous</b> | Move to the previous item.        |
| <b>Next</b>     | Move to the next item.            |
| <b>Jump To</b>  | Directly jump to a selected item. |



For returned items, the State text on the History tab may appear using different words (the default text is Returned), depending on the text provided in the **Return State Text** setting of the Item Bank's configuration.

Prior to the 1809 version, the default text was Reject. If you are working with items within an Item Bank that were created prior to the 1809 release, the text is named Reject unless you changed it to something else.